


MOJOGEAR

MULTI COLOR MINI LED LIGHT



MANUAL

■ Introduction

Thank you for purchasing this MOJOGEAR Multi Color Mini LED light. We hope it will help you to unleash your creativity and create better videos.

If you have any questions or feedback, please let us know at support@mojogear.eu. We'd love to hear from you!

■ Safety instructions

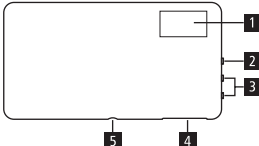
- Do not use the light near explosive gases or flammable materials.
- Do not burn or incinerate the product.
- Do not expose the lamp to excessive heat, such as direct sunlight or fire. The product should not be used when the temperature is above 40°C.
- This product is not fully waterproof. Please pay attention when using in wet conditions.
- Do not charge the light in damp or wet conditions.
- Keep out of reach of children.

■ Battery instructions

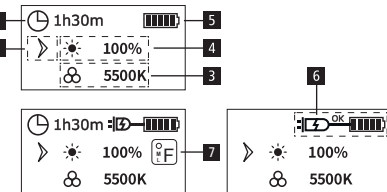
- This product contains a rechargeable lithium battery. To charge the battery, please use a suitable charger.
- Rechargeable lithium batteries have a limited lifespan. Over time, the capacity of the battery will decrease.
- If you haven't used the product for a long time, please charge the battery before using the product.
- To extend the lifespan of the battery, it's recommended to charge the light once every three months.

1

■ Buttons and parts

- 1 Display
 - 2 Power / Mode Button
 - 3 + - Adjustment Buttons
 - 4 Charging Port
 - 5 1/4" Screw Hole
- 

■ Display

- 1 Remaining usage time
 - 2 Mode indicator (brightness / color temperature)
 - 3 Color temperature
 - 4 Brightness
 - 5 Battery indicator
 - 6 Charging indicator (only shown during charging). After charging is completed, OK will be shown.
 - 7 Heat warning indicator (only shown when the temperature is too high)
- 

2

■ Operating instructions

Turn on / off the light

- Press and hold the power button for about 3 seconds to turn the device on or off.
- When switching on the video light, it will remember the most recently used settings!

Adjust brightness and color temperature

- When the light is turned on, press the power/mode button to switch between color temperature mode and brightness mode.
- Adjust the color temperature or brightness by pressing the + or - button.
- Hold the + or - button to change the value quicker.
- Color temperature can be adjusted from 3100K to 5500K, in steps of 100K.
- Brightness can be adjusted from 1% to 100%.

3

■ Product Specifications

Color temperature	3100K–5500K
Luminous flux	750 lm
Color rendering index	≥96
Brightness adjustment range	0–100%
Maximum power consumption	5W
Input	Micro USB 5V/1A
Dimensions	110 x 59 x 10 mm (excluding bracket)
Weight	111 g

■ Warranty

All MOJOGEAR products are covered by a 2-year warranty, calculated from the date of purchase.

4

MOJOGEAR

MOJOGEAR creates high-quality products for smartphone filmmakers, mobile journalists and everyone else who wants to get the most out of their phone or camera.

MOJOGEAR is proudly based in The Netherlands.

If you have any questions or feedback, please let us know at support@mojogear.eu. We'd love to hear from you!

5