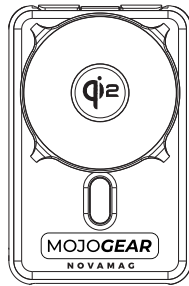


80*80mm

MOJOGEAR NOVAMAG Qi2 WIRELESS POWER BANK



USER MANUAL

Thank you for choosing this MOJOGEAR power bank. In this user manual you'll find all the relevant information to use your power bank.

For information in other languages, please visit:

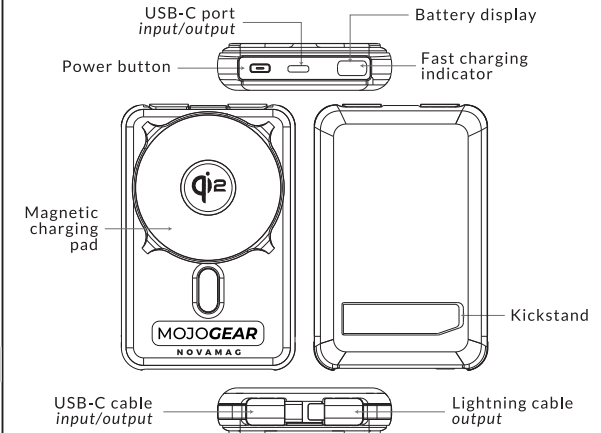


www.mojogear.eu/manuals

Contents

- | | |
|-----------------|------------------------|
| 1. Overview | 4. Technical details |
| 2. Box contents | 5. Safety instructions |
| 3. How to use | 6. About MOJOGEAR |

1. Overview

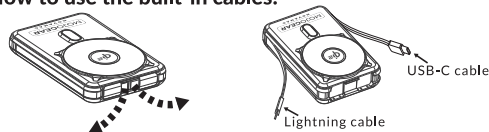


2. Box contents

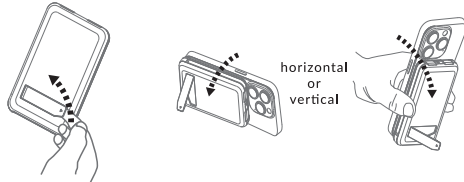
- Power bank
- Manual

3. How to use

How to use the built-in cables:



How to use the kickstand:



How to charge the power bank

Connect the built-in USB-C cable to a USB-C charger. You can also connect a cable to the USB-C port. Depending on the charging speed, it can take 3 to 8 hours to fully charge the power bank.

How to charge your devices

- Use the built-in cables or connect a charging cable to the USB-C port.
- To use magnetic wireless charging, you need a phone with a built-in magnet (e.g. iPhone 12 or newer). You can also use a magnetic case or magnetic ring (sold separately), as long as your phone supports wireless charging.

Power button & display

- The power bank will turn on and off automatically.
- Press the power button to check the remaining battery power and to turn on the power bank when it's turned off.
- Press the button twice to turn off the power bank manually.
- To activate low current mode, hold the power button for 3 seconds. Hold again to disable low current mode.

4. Technical details

Name	MOJOGEAR MG-PB10 NOVAMAG Qi2 ALL-IN-1	USB-C Output	5V=3A 9V=2.22A 12V=1.67A
Size	106.2 x 69.6 x 18.6 mm	Lightning Output	5V=2.4A
Weight	202g	Wireless Output	15W / 10W / 7.5W / 5W (Qi2)
Battery	High Density Lithium Polymer	Battery capacity	10000 mAh / 38.5Wh
USB-C Input	5V=3A 9V=2A 12V=1.5A	Efficiency	85%

CE RoHS REACH PSE ENEC

5. Safety instructions

- Do not use near explosive gases or flammable materials.
- Do not expose to excessive heat, such as sunshine or fire.
- Avoid abrupt changes in temperature.
- Do not use or store in humid or wet conditions.
- Do not throw, shake, vibrate, drop, crush or mechanically abuse the power bank.
- Do not burn or incinerate.
- Do not cover with objects which may affect the heat dissipation.
- Avoid contact with battery chemicals.
- Keep out of reach of children

6. About MOJOGEAR

MOJOGEAR

MOJOGEAR develops high-quality products for smartphone filmmakers, mobile creators and everyone else who wants to get the most out of their phone or camera. MOJOGEAR is proudly based in The Netherlands.

All MOJOGEAR products are covered by a 2-year warranty.

If you have any questions or feedback, please let us know at support@mojogear.eu. We'd love to hear from you!