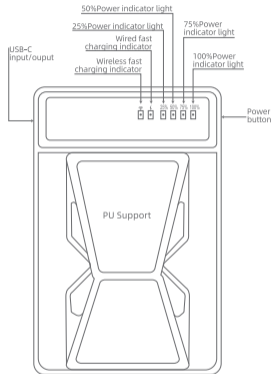
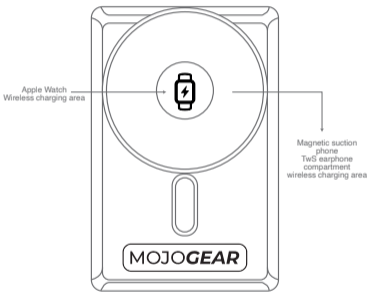


MOJOGEAR

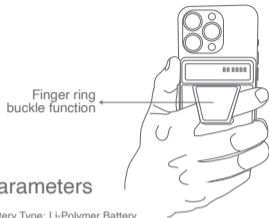
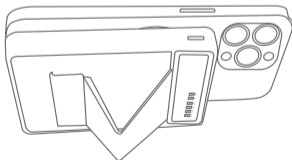
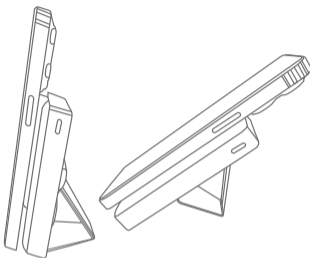
WIRELESS PHONE+WATCH

MANUAL



Features: Compatible with magnetic phone, Apple watch,
TWS earphone compartment for wireless charging,
type-c port data cable for PD fast charging output

Before using this product, please read this guide to ensure
using safely and properly.



Parameters

Battery Type: Li-Polymer Battery
Input: 5V = 3A, 9V = 2A 12V = 1.5A(USB-C)
Output: 5V= 3A, 9V = 2.22A, 12V = 1.5A PD20W (USB-C)
15W/ 10W/ 7.5W/ 5W (Wireless) Watch 2.5W
Total Output: 5V=3A Max
Size: 101 x 66.5 x 19mm(Without PU bracket)
Material: PC+ABS+PU Leather
Color: Black / White / Pink / blue
Product List: Power Bank x 1, User Manual x 1
Data cable x 1

REMARK: When using any two Port outputs (including wireless
charging) at the same time, the fast charging mode (9V/ 12V) will be
closed automatically and product will enter the normal charging mode
(5V), the wireless switch to 5W automatically.

LED Status

Orange constant light: usb-c input / output fast charging
Green constant light: 7.5w/10w/15w wireless fast charging
Green light flashing: wireless FOD foreign object detection
White constant light: power indicator

Activation Function Description

- When the machine enters the standby mode, press the power indicator once (0.5 seconds) to display the current power. One represents 25% of the power. After 30 seconds, the machine will enter the standby mode once.
- When the mobile phone is charged to 0%, the mobile power will be automatically turned off, and the LED display mode is the same as the power off.
- Click the key: start the mobile power, the green light is on, and the wireless charging function is turned on; Double click.
- Click the button: start the mobile power supply and turn on the wireless charging function; Green light and orange light flash alternately.
- Key: turn off the wireless charging function under the condition of power on.

Charging Function Instructions

- 1/ 2/ 3/ 4 LED light color is white.
- When charging to the power bank, the LED is flashed to display the, incremental battery capacity. Refer to the relationship between LED display and battery capacity.
- When all the 4 LED lights are on, the product is fully charged.
- The charging function is working properly when the charger output is 5V to 12V.

Description Function Instructions

- Press the power button once to start the mobile power supply. When the mobile phone is connected to the power supply, the corresponding LED lights will be on for a long time, and the number of lights will decrease as the power becomes lower.

When the battery voltage is lower than 3.1V, the last light flashes for low power alarm.

- When the battery voltage is below 3.0 ± When the voltage is 0.1V, the output will stop, and the LED light will go out after discharging. When you unplug the phone to interrupt charging, the indicator light will be on for 30 seconds, then it will go out and enter the standby mode. Press the power button to start the mobile power and the power indicator is on, then the wireless charging output can help the device with wireless charging.
- Foreign object detection: when a foreign object is found during wireless charging, the green light flashes and the charging is stopped. The metal foreign object needs to be removed before charging.

Werning

- Improper use may harm the battery and other parts;
- When using the power supply for the first time, the standard 5V = 1A / 2A charger must be used to charge the power supply;
- Keep the power supply dry and ventilated;
- The power pack contains organic combustibles. If the power supply is not used correctly, it will break, leak, overheat and so on, which will permanently damage the battery. The power supply has built-in safety protection device;
- Do not collide or break, causing short circuit of power supply;
- Do not use the power near the fire or stove or the place with the temperature higher than 60°C. Because the high temperature will melt the plastic shell;
- If putting into water, the inside safety devices will be damaged and power bank stops working, or cause over-heating, fire even explosion;
- Don't extrude the power bank with heavy objects; Improper adapter may causing over-heating, burn, or explosion;
- Any hiddendanger, please stop using immediately;
- Before using wireless charging, please ensure that there is no metal foreign matter between the mobile phone (including the mobile phone protective case) and the wireless charging.



RoHS CE

Before using this product, please read this guide to ensure using safely and properly.



Made in China