

尺寸:85X130MM  
材质:128g铜版纸,四折页,正反面印刷

# Ulanzi

## BG-3 移动充电手柄 (10000mAh) 旅游户外运动手柄



说明书

### 重要安全和使用事项

#### ▲警告:

1、违背安全使用说明可导致火灾,电击及其他对手持移动电源或其他财产的伤害和损坏。错误旋转手持移动电源有爆炸隐患,请根据说明处理。

此手持移动电源包含敏感组件。切勿将电池摔打,拆卸、拨开、挤压、弯曲、变形、穿刺、分解、微波加热、焚烧等。

如手持移动电源已补损坏(使用破损或浸水),请停止使用。

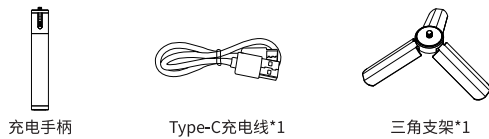
2、请勿将手持移动电源在没有保护的情况下放入雨中或洗手盆及其他潮湿地方附近。请勿将食物或液体置入手持移动电源。如果手持移动电源浸水,请在清洁前关闭相机,断开USB充电连接。再次使用之前必须使电池彻底干燥。请勿使用外部热源如微波炉或吹风机烘干手持移动电源。手持移动电源与液体接触造成的损坏不包含在保修范围内。

3、在极低或极高的温度条件下可能会缩短手持移动电源寿命。使用手持移动电源时要避免温度和湿度的剧烈变化。设备在使用和充电过程中可能会升温。

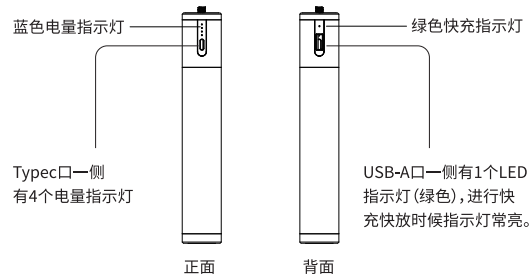
### 产品参数

电池容量	10000mAh/3.7V	额定能量	37Wh
额定输入	5V/3A	额定输出	5V=3A (MAX)
电芯	电压3.7V	工作环境温度	0-45
额定容量	6500mAh(TYP5V/3A)		
USB-A输出	5V=3A/9V=2A/12V=1.5A		
Typec输出	5V=3A/9V=2A/12V=1.5A		
Typec输入	5V=3A/9V=2A/12V1.5A		
外形尺寸	H193 x W33.5mm		

### 产品清单



### 功能说明



充电 (TYPEC) 指示灯依次闪烁,充满时蓝色灯全亮,放电 (USB-A) 电量指示灯依次熄灭,低电量时最后一个指示灯会闪烁。

### USB充电线和端口的使用说明

切勿强制将USB充电线插入端口,可检查端口处是否有障碍物。如果USB充电线和端口无法正常链接,可能是二者不匹配,请确保USB充电线与端口相匹配且是对齐置入。

## 保修卡

产品编号	
产品名称	
购买日期	
用户姓名	
用户电话	
用户地址	
经销商印章	

## 保修条款

本公司对产品第一买主客户提供为期一年的质量保质期。质保内容和细节,请登陆我们的网站www.ulanzi.com。

#### 重要说明:

请保留您原始购买单据及保修卡,确定您购买的供应商资料都在此单据,同时包括您的购买日期,产品序列号等,这些资料质保服务时都会需要提供。

#### 质保范围不包括:

- 产品不当使用,破坏,意外错误接线,不良或失调的外接装置,不适合的外接装置所造成的损坏(包括暴露在雨水等损坏),不在质保范围。
- 自购买日30天后产品外观的损伤,或是不当的表面处理接触造成的外观损失,不在质保范围。

#### 质保无效说明:

- 产品序列号标识已经被撕去或无法辨识,本质保修款无效。
- 产品未经本公司或者指定授权维修公司的检修及改装,本质保修款无效。

Ulanzi  
深圳市优篮子科技有限公司

检验:合格

Shenzhen Ulanzi Technology Co., Ltd.  
Building B, Ruixiangfa Industrial Park, Shangxue Tech Park, Jihua Road,  
Bantian Street, Longgang District, Shenzhen Guangdong China  
www.ulanzi.com  
Designed by Ulanzi in Shenzhen  
Assembled in China/Patented Product



## GUARANTEE CARD

Serial No.	
Item Name	
Purchase Date	
Buyer Name	
Buyer Phone	
Buyer Add	
Franchiser Seal	

# Ulanzi

Shenzhen Ulanzi Technology Co.,Ltd.

Inspection: Qualified

## Service Warranty

The company provides a one-year quality warranty period to customers who buy the product first. Under warranty For details and details, please visit our website [www.ulanzi.com](http://www.ulanzi.com).

### Important:

Keep your original sales receipt. Be sure the dealer has written on it the date,serial No. of the product.This information is required for warranty service.

### This warranty does not cover:

- Damage that is the result of misuse, abuse, accident (including but not limited to damage by water), faulty connection, defective or maladjusted associated equipment, or the use of the product with equipment for which it was not intended.
- Cosmetic defects that appear more than thirty (30) days after the date of purchase. Cosmetic damage caused by improper handling is also excluded.
- Damage that occurs while the product is being shipped to whoever will service it.

### This warranty is void if:

- The product densification or serial No. label is removed or defaced in any way.
- The product is serviced or repaired by any one other than Ulanzi or an authorized Ulanzi dealer or source agency.

Shenzhen Ulanzi Technology Co.,Ltd.  
Building B, Ruijiang Industrial Park, Shengxue Tech Park, Jihua Road,  
Bantian Street, Longgang District, Shenzhen Guangdong,China

[www.ulanzi.com](http://www.ulanzi.com)  
Designed by Ulanzi in Shenzhen  
Assembled in China/Patented Product



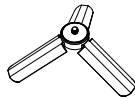
## PRODUCT LIST



Bank handle



Type-C\*1



Tripod \*1

## FUNCTIONAL SPECIFICATION

Blue Power Indicator



Front

4 power indicator lights on one side of the Typec port

Green quick charge indicator



Back

LED light (green) on the side of usb-a port, which is always on when fast charging and discharging

Charging (TYPEC) indicator light flashes in turn, and the blue light is on when full.  
Discharge (USB-A) power indicator lights off in turn, low power when the last a light will flash.

## USING CONNECTORS AND PORTS

Never force a connector into a port; check for obstructions on the port.If the connector and port do nto join with reasonable ease there maybe a mismatch.

Be sure the connector matches the port and that connections line up.

## IMPORTANT SAFETY AND HANDLING INFORMATION

### Waring:

1. Failure to follow these safety instructions could result in fire,electric shock or other injury or damage to the Power Hand Grip or other property. Risk of explosion if battery is replaced by an incorrect type. Dispose of used batteries according to instructions.

The Power Hand Grip contains sensitive components.Do not drop,disassemble, open crush, bend, deform, puncture,shred, microwave, incinerate, paint or insert foreign objects into the Power Hand Grip c.Do not use Power Hand Grip if it has been damaged-for example cracked,punctured or harmed by water.

2. Do not use an unprotected Power Hand Grip in rain or near washbasins or other wet locations.

Do not spill food or liquid onto Power Hand Grip.If Power Hand Gripgets wet,turn off camera and disconnect before cleaning.Allow to dry thoroughly before using again.

Do not dry Power Hand Grip with an extemal heat source such as a microwave oven or hair dryer.Damage to Power Hand Grip caused bycontact with liquid is not covered under the warranty.

3. Extreme low or high temperature conditions may temporarily shortenPower Hand Grip life.Avoid dramatic changesin temperature or humidity when using Power Hand Grip.The device may get warm furing use or charge process.


## PRODUCT PARAMETERS

Battery Capacity	10000mAh/3.7V	Rate Energy	37Wh
Rated Input	5V/3A	Rated Output	5V=3A (MAX)
Battery Cells	3.7V	Operating Temperature	0-45
Battery Capacity	6500mAh(TYP3A)		
USB-A Output	5V=3A/9V=2A/12V=1.5A		
Typec Output	5V=3A/9V=2A/12V=1.5A		
Typec Input	5V=3A/9V=2A/12V=1.5A		
Boundary Dimension	H193 x W33.5mm		

# Ulanzi

## BG-3 POWER BANK HANDLE

Travel Outdoor Sports Handle



User Manual