


VL81:说明书128g铜版纸双面印刷



VL81双色温补光灯

使用说明

安全须知

为了防止您的产品不受到任何损坏或使用者的安全,请您在使用前全面阅读以下安全预防措施,并保管好本手册资料,以便所有的本产品使用者都可以随时阅读。

警告

为了防止火灾或触电的危险,请不要让本装置淋雨或受潮

- 1.使用非原厂匹配或规定之外的电池有可能造成设备损坏,或不能启动设备光源,请注意使用电压。
- 2.当您发现本设备冒烟或发出异味时,请立刻切断电源.若在此情形下继续使用,将进一步造成设备损坏,甚至可能造成机身损坏,请在切断电源后,将设备送到公司授权的维修服务中心进行检查维修。
- 3.请勿自行拆卸设备,触动产品的内部零件可能导致受伤,遇到故障时,产品仅能由有资格的维修技师进行修理.若本产品因为摔落或其他意外事故造成破损,请断开电源,然后将本产品送至维修服务中心进行检查维修。
- 4.储运过程中,请把设备和电源分离,以免误触开关,造成无人监护长期使用设备,引起火灾。
- 5.请勿在儿童伸手可及之处保管本产品,请遵守此注意事项,否则将可能导致受伤。
- 6.使用电池(选购件)时应预先留意注意事项,操作不当可能导致电池漏液或爆裂,因此在使用本产品的电池时请注意以下事项:

- 只能使用已被验证可用于本设备的电池
- 切勿短路或拆卸电池
- 在替换电池之前,请确认已关闭电源
- 切勿将电池投入火中或加热升温
- 切勿将电池浸入水中。

注意事项

- 1.摄影灯点亮时,切勿直视灯泡。
- 2.使用过程中散热器上切勿有遮盖物以免影响散热效果而损毁设备。
- 3.使用中不得有水或其他液体滴入设备中,以免造成内部电路短路,而损坏设备。
- 4.避免将摄影灯放置在如酒精或汽油等易燃挥发的溶剂附近。
- 5.当摄影灯放在或靠在其他物品上面时,请关掉摄影灯,否则有可能会造成火灾或损坏摄影灯。

6.切勿抓住摄影灯的灯头拿起摄像机。

有关清洁的注意事项

请用干软布来清洁摄影灯,您可以用布稍稍沾上一些中性的清洁剂来擦去较难去除的污垢,然后用软布将其擦干。
切勿使用烈性的清洁剂,如稀释剂,汽油或酒精等,因为这些溶剂会损坏表面的保护层。

使用充电器时的注意事项

- 保持干燥,否则可能导致火灾或触电。
- 若插头金属部分或周围有尘,应立即使用一块干布将其擦去,在有灰尘的情况下继续使用将可能引起火灾。
- 在强雷天气时,请勿触摸电源或靠近充电器,否则可能导致触电。
- 请勿损坏,拆卸,用力拉拽或扭曲电源线.勿将其置于重物之下,也勿将其靠近热源或火焰.若发现电源线大的绝缘层破裂且露出线芯时,请将其送至维修处进行检查维修,否则可能导致火灾或触电。
- 请勿用湿手接触插头或充电器,否则可能导致触电。

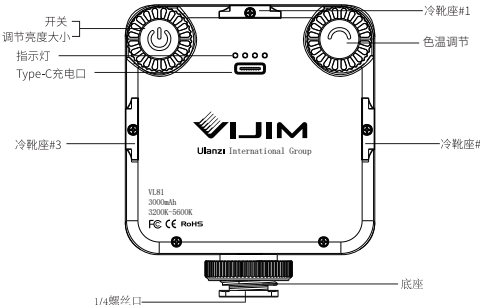
产品功能说明及特性

- 本装置安装在摄像机上可作为摄影灯使用;
- 使用此摄影灯拍照可提高图像的强度和清晰度;
- 只能用于摄像机的通用端口;
- 摄影灯ON/OFF可在待机方式下控制。

规格

| | | | |
|------|------------------|------|-------|
| 白色灯珠 | 41pcs | 黄色灯珠 | 40pcs |
| 工作电源 | 3.7V | 功率 | 6.5W |
| 亮度 | 850Lm | 光照角度 | 90° |
| 电池容量 | 3000mAh | 光照距离 | 3-6m |
| 色温 | 3200-5600K ±200K | | |

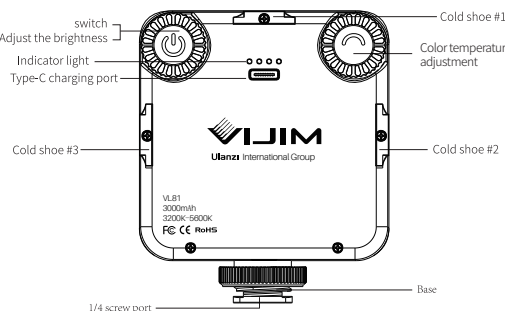
部件名称



包装明细

VL81摄像机*1 Type-C充电线*1 说明书*1

Part Name



Packing List

VL81 video light*1 Type-C charging cable*1 Instruction manual*1

5. When the photographic light is placed on or against other items, turn off the photographic light, otherwise it may cause fire or damage the photographic light.

6. Never grab the camera with the lamp holder.

Notes on cleaning

Use a dry soft cloth to clean the photographic light. You can use a cloth with a mild detergent to wipe off the dirt that is difficult to remove, then wipe it with a dry soft cloth. Do not use strong detergents such as thinner, benzene or alcohol, as these solvents can damage the protective layer on the surface.

Precautions when using the charger

- Keep dry, otherwise it may cause fire or electric shock.
- If there is dust on or around the metal part of the plug, immediately wipe it off with a dry cloth. If it is used in the presence of dust, it may cause a fire.
- Do not touch the it or near the charger during strong lightning conditions, as this may result in electric shock. Do not damage, disassemble, pull or twist the power cable. Do not place it under heavy objects or near heat or flame. If you find that the insulation of the power cord is broken and the core is exposed, take it to the service center for inspection and repair otherwise it may cause fire or electric shock.
- Do not touch the plug or charger with wet hands, otherwise it may cause electric shock.

Product function description and characteristics

- The unit is mounted on the camera and can be used as a photographic light;
- Increase the quality and clarity of the picture when taking a photo with this LED light
- Can only be used for the universal port of the camera;
- The photographic lamp ON/OFF can be controlled in the standby mode.

Specification

| | | | |
|-------------------|------------------|-------------------|-------|
| White beads | 41pcs | Yellow beads | 40pcs |
| Working power | 3.7V | Power | 6.5W |
| Brightness | 850Lm | The light Angle | 90° |
| Battery capacity | 3000mAh | Light distance is | 3-6m |
| Color temperature | 3200-5600K ±200K | | |

Warning

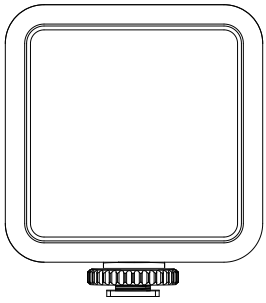
To prevent fire or electric shock, please do not let the rain hit the device or humid

1. Using a battery other than the original may cause damage to the device, and the device may not be activated.
2. When you find that the device emits smoke or emits odor, please turn off the power immediately. If you continue to use it in this situation, it will cause damage to the device and may even cause damage to the body. Please turn off the power and send the company authorized service center for inspection and maintenance.
3. Do not disassemble the device by yourself. Touching the internal parts of the product may result in injury. In the event of a malfunction, the product can only be repaired by a qualified service technician. If the product is damaged due to a fall or other accident, disconnect and then send to the repair service center for inspection and maintenance.
4. During storage and transportation, please separate the equipment from the power supply in case of resulting in unattended long-term use of the equipment and fire.
5. Do not store this product where children can reach it. Please observe this precaution, otherwise it may cause injury.
6. When using the battery (optional), be aware of precautions. Improper operation may cause the battery to leak or burst. Therefore, please pay attention to the following when using the battery of this product:
 - Only use batteries that have been verified for use with this device
 - Do not short circuit or disassemble the battery
 - Before replacing the battery, please confirm that the power is off.
 - Never put the battery into fire or heat up
 - Never let the battery into the water.

Precautions

1. When the photographic light is on, do not look directly at the lamp.
2. During use, do not cover the vents to avoid damage to the device.
3. No water or other liquids may be dropped into the device during use to avoid short circuit and damage the device.
4. Avoid placing the photographic light near flammable and volatile solvents such as alcohol or gasoline.

VL81 TWO COLOR TEMPERATURE FILL LIGHT



Safety tips

To prevent damage to your product or injury to your safety Read the following safety precautions in their entirety before using this equipment. Keep these safety instructions where all those who use the product will read them