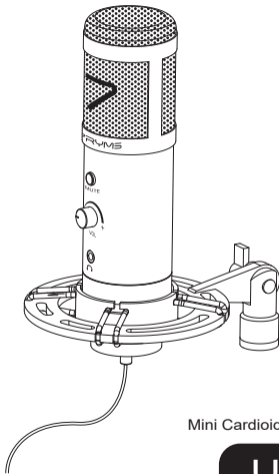


7RYMS



AU01

Mini Cardioid Condenser USB Microphone

User manual

Foreword

Thanks for purchasing 7RYMS AU01

Main Features

- 25mm USB Condenser Mic for Professional Studio Quality
- Cardioid Pattern, Accurately Pickup
- USB-C Digital Output, 48kHz/24bit Audio Recording, Intelligent Denoise
- Zero-latency Monitoring and Muting Functions
- Preamp Amplifier and Gain Control
- Built-in Sound Card, Support All Systems of Computer and Phone
- High-density Windscreen, Effectively Filter the Wind Noise
- Professional Shock-mount, Effective Shock Absorption
- Full Metal Material, Stable and Durable

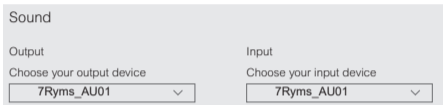
Notice

- ⚠ Please purchase the corresponding USB-Lightning adapter cable/adapter by yourself When using with Lightning devices
- ⚠ Please aim the front of the microphone at the sound source to get an excellent recording
- ⚠ Do not use the equipment in the vicinity of heat source or interference source, such as radiator, oven, WIFI AP, intercom or next to the other wireless devices
- ⚠ The product belongs to high-precision instruments, please avoid falling, collision or pounding
- ⚠ Do not use the equipment in rain or in a damp environment to avoid short-circuit danger
- ⚠ Please keep the product in a dry environment

Tips

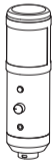
When used in computer, please follow the steps below:

- ① Connect AU01 to the computer
- ② Click sound setting and set the "7Ryms_AU01" as the input and output device

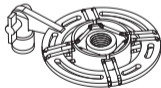


Packing List

1. Microphone
2. Shock-mount
3. Windscreen
4. 2 in 1 Audio Cable
5. User Manual
6. Warranty Card



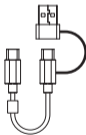
①



②



③



④



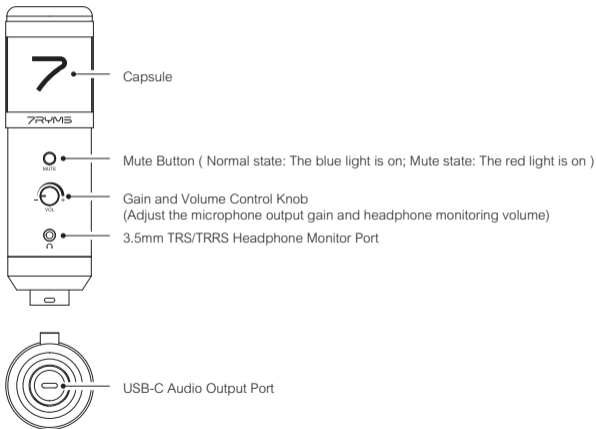
⑤



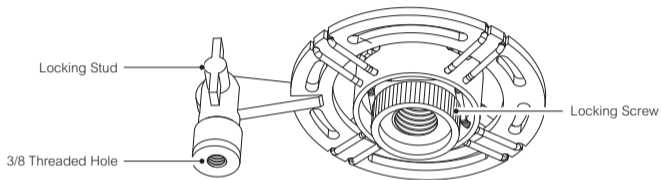
⑥

Components and Instruction

Microphone:

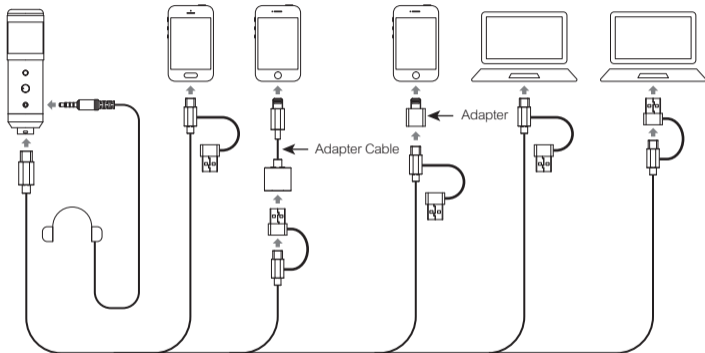


Shock-mount:



Usage

Connect the microphone with smartphone/computer through 2 in 1 Audio Cable and related audio adapter cable/adapter; Choose whether to monitor according to your needs



Please purchase the corresponding USB-Lightning adapter cable/adapter by yourself When using with Lightning devices

Specifications

Polar Pattern	Cardioid Pattern
Sensitivity	-37dB±2dB
Frequency Response	20Hz ~ 20kHz
Maximum SPL	120dB
S/N	70dB
Equivalent Noise	24dBA
Dynamic Range	96dB
Sampling Rate	48kHz
Bit Depth	24-bit
Output Port	USB-C
Monitoring Port	3.5mm TRS/TRRS
Weight	233g
Dimension	48 x 52 x 157mm
Working Temperature	0°C ~ +50°C
Storage Temperature	-20°C ~ +60°C



Website: 7ryms.com

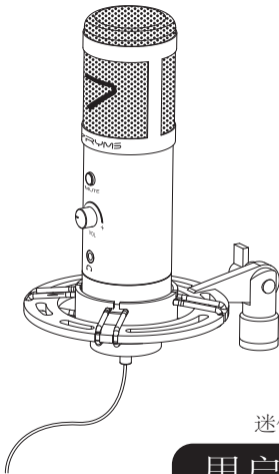
Facebook: 7RYMS

Instagram: 7ryms_official

YouTube: 7RYMS

The 7RYMS LOGO is a trademark which is registered and owned by Errun Electronic Technology Co., Ltd

7RYMS



AU01

迷你心型USB电容麦克风

用户使用说明书

前言

感谢您购买七语AU01

产品主要功能

- 25mm电容咪头，专业棚级音质
- 心型指向，精准拾音
- USB-C数字输出，48kHz/24bit录音，智能降噪
- 零延迟实时监听及静音功能
- 前置放大，无级增益可调
- 内置声卡，支持所有系统的电脑和手机
- 高密度防风棉，有效滤除风噪
- 专业减震支架，减少震动噪音
- 全金属制造，稳固耐用

注意事项

- ⚠ 搭配Lightning接口设备时，请自行购买对应的USB-Lightning转接线/转接头
- ⚠ 为获得更好的录音效果，请将麦克风的正面对准音源
- ⚠ 请勿将本设备放置在热源或干扰源附近使用，如散热器、烤箱、冰箱、空调、手机和WIFI热点旁边
- ⚠ 本产品属于高精密仪器类产品，请避免使用时掉落、碰撞或重击
- ⚠ 不要在雨中或潮湿的环境中使用该设备，否则会有短路的危险
- ⚠ 请在干燥环境中对该产品进行保存

提示

当用于电脑时，请按以下步骤进行操作：

- ①将AU01连接电脑
- ②打开声音设置界面，选择“7Ryms_AU01”为输出和输入设备

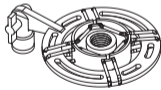


包装清单

1. 麦克风
2. 减震架
3. 防风棉
4. 二合一音频连接线
5. 说明书
6. 保修卡



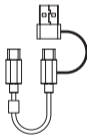
①



②



③



④



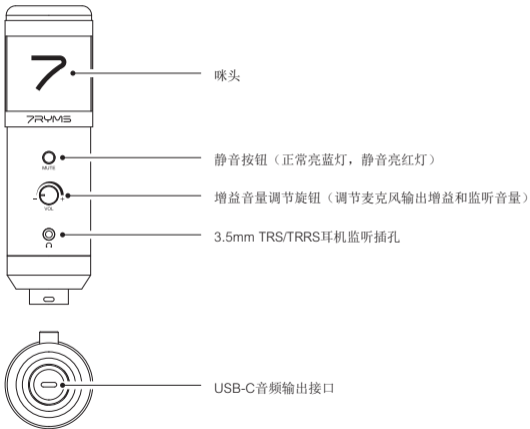
⑤



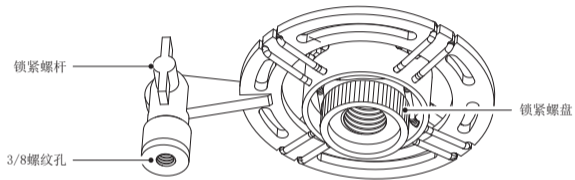
⑥

部件介绍及说明

麦克风:

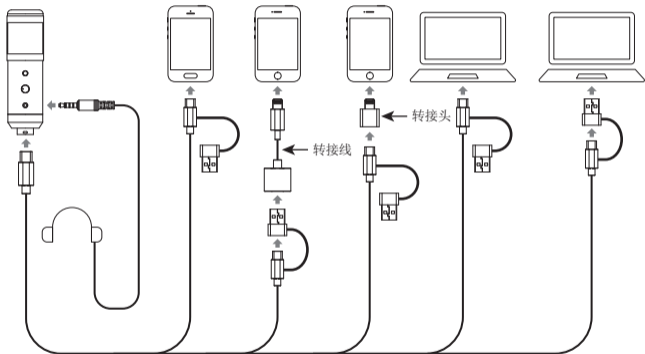


减震架:



使用方法

通过二合一音频连接线和相关音频转接线/转接头连接麦克风和手机/电脑；根据个人需求选择是否监听



搭配Lightning接口设备时，请自行购买对应的USB-Lightning转接线/转接头

技术规格

指向性	心型指向
咪头灵敏度	-37dB±2dB
麦克风频率响应	20Hz ~ 20kHz
最大声压级	120dB
信噪比	70dB
等效噪声	24dBA
动态范围	96dB
采样率	48kHz
位深	24-bit
输出接口	USB-C
监听接口	3.5mm TRS/TRRS
产品重量	233g
产品尺寸	48 x 52 x 157mm
工作温度	0℃~+50℃
储存温度	-20℃~+60℃



扫二维码关注
七语官方公众号



7RYMS七语麦克风



7RYMS七语



七语影音旗舰店



7RYMS七语

邮箱: support@7ryms.com

电话: 400-8303-981

网址: www.7ryms.com

版权及七语商标归尔润电子科技有限公司所有