


SAIREN

S-Lav/D-Lav

Lavalier Microphone

Instruction
manual



Thank you for purchasing SAIREN S-Lav/D-Lav!

(S-Lav is short for single-head lavalier microphone, D-Lav is short for dual-head lavalier microphone)

The SAIREN S-Lav/D-Lav is a professional-grade wearable microphone designed for use in a wide range of film, television and broadcast scenarios, or wherever professional quality audio is required in a discreet, portable format without the complication and expense of additional wireless equipment, particularly where multiple talent is involved.

Features

- Customized microphone and vocal optimization;
- Low self noise, omni-directional and flat frequency response;
- Customized shield audio cable;
- Copper microphone
- For DSLR, camcorders, cellphone etc.
- Color and length optional: Black and champagne 2M, 4M, 6M

Specifications

Transducer type: Electret Condenser

Polar Pattern: Omni-directional

Frequency Range: 20Hz ~ 20KHz

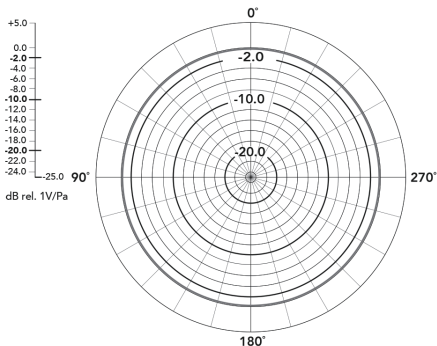
Signal / Noise: 63dB SPL

Sensitivity: -36dB (F=1KHZ, S.P.L=1Pa 0dB=1V/Pa)

Output Connection: Gold-plated TRS plug

Audio Cable: 2M, 4M, 6M optional

POLAR PATTERN



Warnings:

- please read these instructions for use thoroughly before you use this new equipment for the first time. It contains everything you need to know in order to avoid damage to person or property.
- strictly follow all notes on safety in these instructions for use.
- keep these instructions for use in a safe place . if you sell your equipment or pass it to someone else, you should also pass these instructions for use.

1.Understanding these instructions for use correctly

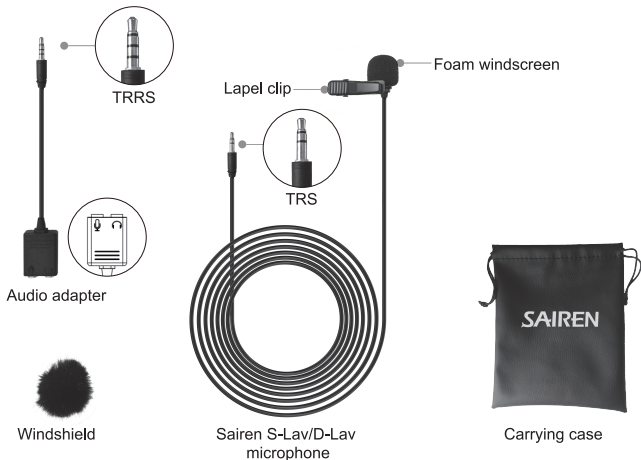
1.1Markings on the device (CE and other markings)

This symbol indicates that your device meets the safety requirements of all applicable EU directives.

Waste disposal and protection of the environment

Electric and electronic appliance as well as batteries must not be disposed together with domestic waste. The user is legally obliged to return electric and electronic appliance as well as batteries to public collecting points that is specially set up or the sales outlet once they have reached the end of their service life. Details are regulated by national law. the symbol on the product, the instructions for use or the package refers to these provisions. The material recycling or any other form of recycling of waste equipment/batteries contributes a lot to our environment.

Bundle includes



1. Using the SAIREN S-Lav/D-Lav with cameras, camcorders, audio recorders and other audio/video recording devices.

a. Plug the microphone into the device, with the 3.5mm TRRS to 3.5 mm TRS audio cable

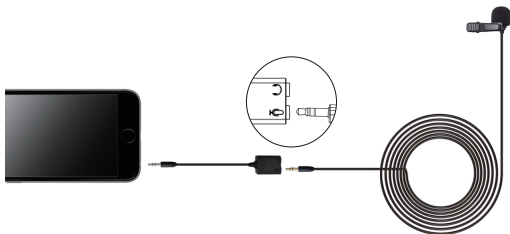


2. Using the SAIREN S-Lav/D-Lav with smartphone

a. If the smartphone has a 3.5mm TRRS audio input jack, plug the TRRS cable into the audio jack of your smartphone;

b. If the smartphone is Type-C or Lightning jack, you need to use the correspond convert cable

c. Open the audio-only or video app and begin recording



Troubleshooting

If you have any problem using our SAIREN S-Lav/D-Lav,using the following checking list.

If any problem permits, please consult our local dealer or contact us directly at cs@sairenvideo.com.

Problem	Solution
The microphone can't work	Make sure that using the correct audio cable: 1.For cameras, using the TRS to TRS cable . 2. For smartphone, using the TRS to TRRS cable
Too much ambience noise is being picked up	Make sure that the microphone is close and direct to the subject. A certain amount of ambient noise is unavoidable in a loud environment.

Shenzhen Sairen Imagine Co.,Ltd.

The SAIREN logo is a trademark which is registered and owned by Shenzhen Sairen Imaging Co.,Ltd.

Email: sales@sairenvideo.com

www.sairenvideo.com